



Resiliency by Priscilla Hill

EDINA ART CENTER

Spring & Summer 2011 Class Schedule

2 art for all ages

MUSIC FOR CHILDREN Infant to Age 5 with Adult Peggy Nelson

1000-Th, 10:15-11:15a, 3 wks-
Apr. 14, 28, May 5

1001-Th, 10:15-11:15a, 3 wks-
starts May 12

1002-Th, 10:15-11:15a, 3 wks-
starts June 16

1003-Th, 10:15-11:15a, 3 wks-
starts July 14

\$24 nm/ \$22 m per person

Connecting the Art of Music with the HEART of the Child, Peggy will have you jumping for joy with musical experiences including singing, dancing, rhythms, instruments, movement, games and more! This structured program allows a lot of room for creativity. A new connection of Brain and Body--BrainDance--will also be introduced! For more information and a mission statement visit the Music for Children website at www.MusicForChildren.net.

Mosaic Art Ages 8 to Adult Adama Sow

1080-W, 4:15-6:15p, 8 wks-starts Apr. 13
\$128 nm/ \$115 m + \$16 supply fee

1081-W, 4:15-6:15p, 6 wks-starts June 15

1082-W, 4:15-6:15p, 6 wks-starts July 27
\$96 nm/ \$86 m + \$12 supply fee per person

Students must purchase clay and firing fees.

Students will be introduced to the ancient fine art of mosaic tiling by creating and designing their own colorful mosaic artwork. The process includes creating a design, laying the mosaic tile in place, and grouting. This is a great class to take with your child. L4/12.

After School Jewelry Ages 10 to Adult Bobo Zinn

1085-Tu, 4:30-6p, 6 wks-starts Apr. 26

\$72 nm/ \$65 m + \$15 supply fee per person

Design and create metal jewelry for yourself or for others. Learn sawing, soldering and buffing. All tools and metal provided. Beadwork is also available L4/8.

Clay Sculpture Workshop Ages 10 to Adult Denise W. Johnson

1090-Tu, 6:45-8:45p, 5 wks-starts June 21*

\$80 nm/ \$72 m + \$10 supply fee per person

We will cover basic hand-building techniques and work on the wheel. Shared ideas will structure further class demos and instruction. You may find yourself making figures, masks, reliefs, animals, buildings, landscapes, abstractions and everything in between. Come and see where your interests lie. All sculptures will be glazed and fired as needed. Students must purchase clays and firing fees. Recommended for Art Academy students. L4/12. *No class July 5.



Caleb Creates on the Wheel

Pottery for Beginner & Intermediate Ages 12 to Adult Grace Pass

1130-Sa, 12:30-3:30p, 6 wks-starts Apr. 16*

\$144 nm/ \$130 m + \$12 supply fee

1131-Sa, 12:30-3:30p, 5 wks-starts June 18**

1132-Sa, 12:30-3:30p, 5 wks-starts July 30

\$120 nm/ \$108 m + \$10 supply fee per person

A class for all ages who wish to learn or improve on the basics of wheel throwing, slab and other hand-building techniques, plus glazing. All levels of ability, including more advanced and continuing students are welcome. Weekly demonstrations and individual attention. Most projects will be glazed and fired. Students ages 15 and up must purchase clay and firing fees. You might like to take this class with your child! L4/12. *No class on Apr. 23, May 28, June 4. **No class July 2.

Art Party for Families Ages 5 to Adult Gail Katz-James

Sponsored
by the Peggy Kelly
Family Fund

1060-F, 6-9p, Apr. 29 with PIZZA!

\$12 nm/ \$11 m + \$5 fee per person
Garden Banner!

Come make a spring-y banner for the front of your home! Using non-toxic pigments. Each family group will design and paint a colorful fabric banner that can hang outside. L4/12.

Basic Introduction to Clay Ages 12 to Adult 3073-3075 on page 6

Drawing Basics & Beyond Ages 6 to Adult Ken Weldon

Call 952-903-5780 to arrange a private lesson.

Cups, Saucers & Tea Pots! Ages 8 to Adult

Sarah Bowman

1070-F, 5:30-8p, 6 wks-starts Apr. 15

1071-M, 5:30-8p, 6 wks-starts June 13

\$120 nm/ \$108 m + \$12 supply fee per person (ages 14+ will pay for clay, firing)

Adult-child pairs are encouraged to participate in this fun class. Using the pottery wheel and your own hands you will work side-by-side to create cups, saucers, and a teapot! We will begin with the basics of wheel-throwing and will adapt our unique creations as necessary with our hands. On the final day, we will glaze our work and then enjoy delicious edibles and a spot of tea, of course. All fired work is lead free and dishwasher safe. For new and experienced students. L4/12.

What's Inside

Art For All Ages.....	2	Computer Classes.....	14-16
Kids & Teens.....	3-5	Photographic Arts.....	15-16
SUMMER CAMPS.....	4-5	Related Arts.....	16-17
Art Academy.....	5	Members' Juried Show.....	18-19
Pottery & Clay Sculpture.....	6-8	Opportunities.....	20-21
Mud Rules.....	8	Dates for your Calendar.....	22
Painting & Drawing.....	9-11	Staff.....who's who.....	23
Water Media.....	12-13	Policies.....what's what.....	23
Peggy Kelly Media Arts Studios..	14-15	Registration Form.....	23

Youth Classes



kids & teens 3

Special **SPRING BREAK Workshops** 2nd to 5th Grade

Monday, March 28 to Friday, April 1

You can sign up for one or both week-long workshops. A snack will be provided but if students are staying for the day, please pack a sack lunch. Thank you!

2001-Clay & Sculpture Grace Pass

9:30a-Noon

\$63 nm/ \$57 m + \$10 supply fee
Join Grace for five exciting mornings exploring 3D art. You will be hand building with clay, making a soap carving and creating a sculpture using recycled and found objects. All clay work will be glazed and fired in our kiln. L3/10.

2002-Clockhead Clock Club! Henry Taly

12:30-3p

\$63 nm/ \$57 m + \$10 supply fee
Create an original personal clock that actually works, while learning the basics of art and exploring a variety of materials and techniques. Progress from imagination to drawing and planning a design, to construction and painting your clock. Sign and date it and have a photo taken with your clock. You will also receive a Clockhead Clock Club certificate from the Head Clockhead, Henry Taly. L3/10.

Explore Pre-school Art! Ages 4 – 6

Gail Katz-James

2010-Tu, 9:30-10:30a, 8 wks-starts Apr. 12
\$64 nm/ \$58 m + \$16 supply fee
Come play with real art materials and try drawing, painting, collage and sculpture! Students will learn about a different artist each week and make artwork inspired by them. L4/10.

Youth Drawing Ages 7 – 10

Tina Klobusnikova

2015-Sa, 10:30a-Noon, 6 wks-starts Apr.16
\$72 nm/ \$65 m + \$12 supply fee
Explore drawing in a fun way. Learn how to draw step-by-step using a variety of materials including charcoal, graphite pencil and conte crayon. Different subjects will be explored. L4/12.

Clay for Kids Ages 7 – 10

Adama Sow

2020-Tu, 4:15-6:15p, 8 wks-starts Apr. 12
\$128 nm/ \$115 m + \$16 supply fee
2021-Tu, 4:15-6:15p, 6 wks-starts June 14
\$96 nm/ \$86 m
Discover the many ways to work with clay. Students will explore clay through many different hand-building techniques. Students will all use the potter's wheel! We will build mugs and bowls as well as imaginative sculptures. All skill levels welcome. L4/12.

Youth Painting Ages 7 – 10

Tina Klobusnikova

2030-Th, 5-6:30p, 6 wks-starts Apr. 14
\$72 nm/ \$65 m + \$12 supply fee
Explore painting in a fun way. Learn how to paint step-by-step using watercolors and acrylics. Learn to be more sensitive to all the different things around you by choosing it as a subject of your painting. L4/12.

Basic Drawing Ages 8 – 10

Carol Clay

2035-Th, 5-6:30p, 7 wks-starts Apr. 14
\$112 nm/ \$101 m + \$14 supply fee
Love to draw? Join Carol as she shares her many tips and techniques. A variety of subjects will be presented in a supportive environment where you will learn and have fun! All supplies provided. L3/8.

Monday Acrylic Painting Ages 8 – 11

Anne Spooner

2040-M, 5-7p, 6 wks-starts July 11
\$96 nm/ \$86 m + \$12 supply fee
Express yourself in this fun summer painting class! Paint on canvas using acrylic paints. Learn about composition, perspective, color mixing and more. A variety of subjects will be introduced and examples of work by influential artists will also be included. For perspective and current Art Academy students. L4/10.

Let's Paint an Aquarium!

Ages 9 – 12

Henry Taly

2050-W, 4-6:30p, 4 wks-starts May 4

\$100 nm/ \$90 m + \$12 supply fee

We'll outline a full-sized aquarium on cardboard and "fill" it with a wide array of tropical fish and vegetation that we will create. We'll use photos for reference and reproduce our aquarium neighborhood as accurately as possible, and we'll also each create our own fantasy creature limited only by our imagination! This class will teach basic drawing and painting techniques, including scale, proportion, learning to observe and to be creative. L4/12.

Skyscraper Clock Tower

Ages 9 – 12

Henry Taly

2055-Sa, 12:30-3p, 4 wks-starts May 7

\$80 nm/ \$72 m + \$12 supply fee

2056-W, 12:30-3p, 5 wks-starts July 6

\$100 nm/ \$90 m + 12 supply fee

We will each build a 16" tall sculpture of an imaginary clock tower, using cardboard, paint and computer "junk". At the top of our tower, we will add a real clock that actually works. L4/12.

Pottery Fundamentals

Ages 10 – 13

Adama Sow

2060-M, 4:15-6:15p, 8 wks-starts Apr. 11

\$128 nm/ \$115 m + \$16 supply fee

2061-M, 4:15-6:15p, 6 wks-starts June 13

2062-M, 4:15-6:15p, 6 wks-starts Aug. 1

\$96 nm/ \$86 m + \$12 supply fee

A great class! Students will explore clay through many different hand-building techniques as well as use the potter's wheel. Individual creativity will be encouraged. Come create everything from mugs to monsters. L4/12.

Painting Basics

Ages 11 – 13

Tina Klobusnikova

2065-Tu, 5-6:30p, 6 wks-starts Apr. 12

\$90 nm/ \$82 m + \$12 supply fee

Learn fundamentals of painting and make art all your own! Enhance your art by learning to think creatively.



We Three by Marta

Improve your perception and focus by viewing different styles of painting using watercolors and acrylics. L4/12.

... more youth classes on page 5

4 kids & teens

Summer Camps

Art Camp Instructors

Dar Brooks	DB
Molly Blotz	MB
Sarah Bowman	SB
Carol Clay	CC
Heidi Groven	HG
Denise W. Johnson	DWJ
Tina Klobusnikova	TK
Kate Ryan	KR
Anne M. Spooner	AMS
Adama Sow	AS
Ellen Sheehan	ES
Lauren Schauer	LS
Henry Taly	HT

Tuesday Wednesday Thursday

AM camps meet 9:30am-Noon

PM camps meet 1-3:30pm

Fee: \$74 nm/ \$64 m + \$8 supply fee
\$54 to Edina Residents who are members.

\$9 for supervised lunch

Complete camp descriptions available at 952-903-5780, at the EAC front desk, or on-line at www.EdinaArtCenter.com.

REGISTRATION FORM on **Page 23**
or REGISTER ON-LINE at

www.EdinaArtCenter.com

Registration starts:

- **Mar. 10**, 9am for Members
Walk-ins only – 9am to Noon
On-line, phone & fax from Noon on.
- **Mar. 17**, 9am for Non-Members

June 14-16

A: am 5-8yr Clay Luminaries-AS

B: am 7-10yr Pet Portraits-ES

C: am 9-12yr Clay Garden Art-LS

D: pm 5-8yr Clay Gnomes
& Garden Stones-SB

E: pm 7-10yr Clay on the Wheel-AS

F: pm 9-12yr Drawing Basics-CC

June 21-23

G: am 4-6yr Clay Critters-AS

H: am 6-8yr Clay Dragons-MB

I: am 9-12yr Art & Nature-DB

J: pm 4-6yr Garden Adventure in Clay-SB

K: pm 6-8yr Spontaneous Watercolor-DB

L: pm 9-12yr French Immersion/
Clay on the Wheel-AS

June 28- 30

M: am 4-6yr Creations in Clay-MB

N: am 7-10yr Clay Exploration - AS

O: am 11-14yr Fun with Watercolor -TK

P: pm 4-6yr Discover Art! - LS

Q: pm 7-10yr Animal Farm in Clay-SB

R: pm 11-14yr Clay on the Wheel-AS

July 5-7

S: am 5-8yr Dr. Seuss Buildings-KR

T: am 7-10yr Build a Clay Village -AS

U: am 9-12yr Clay Sculpture-MB

V: pm 5-8yr Natural Artistry_HG

W: pm 7-10yr Clay on the Wheel-SB

X: pm 9-12yr Clay Masks-AS

CANCELLATIONS

In the event that you cancel out of a class or camp, you must let us know at least 5 days before the first meeting of the class in order to receive a transfer credit or refund.

LUNCH

Supervised lunch time for those students who wish to take two camps (both am and pm on the same days) is available. Please add \$9 to your fee and indicate LUNCH on your registration form. Bring a bag lunch and we'll provide the drinks.

PICK UP

Please remember that your children must be picked up in the classroom.

SNACKS

You can help our camp budget by bringing your favorite fruit to share with your child's class. Thank you so much!

WAITING LISTS

We do take waiting lists when camps are filled.

July 12-14

Y: am 4-6yr Drawing & More!-ES

Z: am 7-9yr Clay Luminaries-AS

AA: am 9-12yr Oil painting
with water mixable oils-CC

BB: pm 4-6yr Texture Play in Clay-SB

CC: pm 7-9yr Clay on the Wheel-AS

DD: pm 9-12yr Skeletons to Super Heroes -ES

July 19-21

EE: am 5-7 yr Painting Fun- ES

FF: am 6-8yr African Clay Pots-AS

GG: am 9-12yr Fantastic Clay Animals-MB

HH: pm 5-7 yr Clay Sculpture- DWJ

II: pm 6-8yr Lions, Zebras & Bears-ES

JJ: pm 9-12yr French Immersion/
Clay on the Wheel-AS

July 26-28

KK: am 4-6yr African Clay Pots-AS

LL: am 7-10yr Wild Animals in Clay -MB

MM: am 11-14yr Wacky Wire-KR

NN: pm 4-6yr Clay Pet Portraits-SB

OO: pm 7-10yr Beading-LS

PP: pm 11-14yr Clay on the Wheel-AS

August 2-4

QQ: am 5-8yr Youth Drawing-TK

RR: am 7-10yr Clay Tiles-AS

SS: am 9-12yr Clay Portraits-MB

TT: pm 5-8yr Clay Dinosaurs

UU: pm 7-10yr Clay on the Wheel-AS

VV: pm 9-12yr Beading-LS



Photo by Anne Spooner

by Helen Palmer

August 9-11

WW: am 4-6yr Clay Critters-MB

XX: am 7-10yr Watercolor-LS

YY: am 11-14yr Clay Sculptures-AS

ZZ: pm 4-6yr Dinosaurs-SB

AB: pm 7-10yr Clay on the Wheel-AS

AC: pm 11-14yr Geek Club-HT

August 16-18

AD: am 5-8yr Clay Pots-TK

AE: am 7-10yr Draw & Paint Animals-DB

AF: am 9-12yr French Immersion/
Clay Mosaics-AS

AG: pm 5-8yr Fanciful Objects in Clay-LS

AH: pm 7-10yr Clay on the Wheel-AS

AI: pm 9-12yr The Magic of Watercolor-DB

August 23-25

AJ: am 5-8yr Funky Farm Animals
in Clay-TK

AK: am 7-10yr Art Extravaganza-DB

AL: am 9-12yr Build a Clay Village-AS

AM: pm 5-8yr Beautiful Clay Birds-AMS

AN: pm 7-10yr The Magic of Watercolors-DB

AO: pm 9-12yr Clay on the Wheel- AS

Monday All-Day Clay Workshops

Ages 7 – 10

Adama Sow & Grace Pass

\$60 nm/ \$54 m + \$5 supply fee

10a-3p (Bring a bag lunch)

A different project each week. All work fired in our kiln. L4/12.

2150 -June 13	Build a Clay Village	AS
2151 -June 20	Clay Luminaries	AS
2152 -June 27	Clay & Nature	GP
2153 -July 11	Clay Garden Art	GP
2154 -July 18	Clay Tiles	AS
2155 -July 25	African Clay Masks	AS
2156 -Aug. 1	Clay Sculpture	AS
2157 -Aug. 8	Clay on the Wheel	AS
2158 -Aug. 15	African Clay Animals	AS
2159 -Aug. 22	Build a Clay Village	AS
2160 -Aug. 29	Treasure Boxes	GP

Friday All-Day Art Workshops

Ages 7 – 10

Heidi Groven, Nicole Mills-Novoa & Lauren Schauer

\$48 nm/ \$43 m + \$5 supply fee

10a-2p (bring a bag lunch)

A different project each week. L4/12.

2180 -June 24	Draw Your Own Cartoon Characters	LS
2181 -July 15	Animal Artistry	HG
2182 -July 22	Creature Art-Imaginary and Real	LS
2183 -Aug. 5	Plant Artistry	HG
2184 -Aug. 19	Puppets	NMN

All-Week Clay Class for Kids

Ages 6 – 12

Grace Pass

2190-M-F, 9:30a-Noon June 20-24 Ages 6-8

2191-M-F, 1-3:30p June 20-24 Ages 9-12

2192-M-F, 9:30a-Noon Aug 22-26 Ages 6-8

2193-M-F, 1-3:30p Aug 22-26 Ages 9-12

\$100 nm/ \$90 m + \$15 supply fee

Children will learn clay fundamentals as they make functional and decorative work. Projects include a toad house, bowl and wind chimes. Take home your finished work on Friday after our Show and Tell Show! L4/10.

Summer Clay Camp Projects not picked up by September 1, 2011 will be recycled.

art academy

No regular Art Academy classes this summer. We recommend that Academy Students take other classes including:

1090 Clay Sculpture

2040 Acrylic Painting

2080 Art Academy Sampler

2100 Summer Art

... youth classes continued

kids & teens 5

Youth Drawing

Ages 11 – 14

Carol Clay

2070-M, 4:15-6:15p, 8 wks-starts Apr. 11

\$128 nm/ \$115 nm + \$16 supply fee

Take your drawings to the next level! Improve your drawing skills and learn new techniques. Capture a realistic likeness using various drawing media such as pencil, ink, charcoal and pastel. Learn how to use shape, shadow and light to add dimension to your art. L3/8.

Art Academy Sampler

Ages 11 – 16

Elizabeth Franklin

2080-Tu, 6:45-8:45p, 4 wks-starts July 19

\$64 nm/ \$58 m + \$8 supply fee

Are you interested in painting and drawing? If you are thinking about Art Academy, or just want to try an art class this summer, come join us! Learn how to use a variety of media including oil paints, watercolor, and pen & ink. The last class will allow you to use some of your new techniques outdoors—weather permitting! You don't have to be a member of Art Academy to try this class. L4/12.

Those 15 and older may take adult classes.

Summer Art for Teens

Ages 11 – 16

Michael Frey

2100-Tu, 7-9p, 12 wks-starts June 14

\$192 nm/ \$173 m + \$20 supply fee

A great summer class for students who would like to join Art Academy during the school year, and/or for summer painting and drawing fun. L4/12.

Camera Club for Teens

Ages 13 – 15 *w/ Pizza*

Megan Norman

2130-M, 5:30-7:30p, 4 wks-starts July 18

\$64 nm/ \$54 m + \$15 supply fee

Want to be able to capture fun, creative and interesting photos? Come and learn about digital cameras, lighting techniques, color theory and more. Students will be working indoors and outdoors. They will get to view, discuss and keep a disc of their images plus enjoy pizza too! Please bring your own camera if you have one. L4/12.

Computer Camps

Ages 10 – 17

Edina Art Center is partnering with Youth Tech Inc. to offer interactive computer camps that focus on providing enrichment opportunities to students in the world of computers. Youth Tech instructors create a positive learning community to encourage creativity, fun and academic excellence. Each student will work on their own computer. L6/16.

Animation

2300-M-Th, 9a-Noon, June 13-16

\$178 nm/ \$160 m

In this class students will learn the basics of animation and digital design. Students will utilize Adobe's award-winning animation software in Adobe Flash to create fun interactive animations that they can share with the world. 12 class hours.

Video Game Design

2310- M-Th, 1-4p, June 13-16

2311- M-Th, 1-4p, June 20-23

\$194 nm/ \$175 m

This course provides students with a fun interactive look at the world of video game design and development. Students will learn the basics of video game design and produce several different interactive video games to share with their friends and family. 12 class hours.

Web Design

2320-M-Th, 9a-Noon, June 20-23

\$178 nm/ \$160 m

This course is an in-depth look at the world of web design and development. Students will learn how to build their own web site from start to finish using Adobe's award winning suite of products. The learning for this camp does not end at the door. Students will have access to their web site with free hosting for one year. 12 class hours.

6 pottery & clay sculpture

SPECIAL FIRING CLASSES

Updraft Gas Kiln –

Create, Load, Fire, Critique

Siiri Sipala Doan

3033-Sa, 9:30a-12:30p, 4 wks + 2 open studio wks, starts Apr. 9

3034-Th, 6:30-9:30p, 4 wks + 2 open studio wks, starts June 23

\$96 nm/ \$86 m + \$8 studio fee

Do you know how to make pots and want to know how to fire them too? Gain hands-on experience firing a gas kiln! Students will spend time in class glazing, loading, and firing their pots in the kiln. We'll discuss firing in general and planning a load. All students will participate in the firing process. Open studio dates will provide work time without an instructor. Firing dates will be determined the first day of class. Upon completion of this class, current EAC students & members may reserve and fire the kiln independently. Students will need to bring 10, high fire clay, bisque pots to class. L5/10.



The Updraft Kiln

Saturday Raku Workshop

Marlyn Anderson

9a-Noon

3048- Apr. 23

3049- May 21

3040- June 18

3041- July 23

3042- Aug. 20

\$15 registration plus firing fees @ \$1.50/lb.

Open to current students with membership. Please bring up to four bisque fired pieces, learn to glaze and fire your work using EAC's raku glaze and kiln. For all skill levels age 15 and up. L4/6.

SUMMER RAKU

Marlyn Anderson

3050-W, 6:30-9:30p, 6 wks-starts June 15

3051-W, 6:30-9:30p, 6 wks-starts July 27

\$144 nm/ \$130 m + \$12 studio fee

Make pots, build a kiln and fire it! This is a hands-on class where participants will learn all the aspects of creating raku pottery including making the clay pieces, building the raku kiln and firing them! Raku firing is about fire, smoke, flashy metallic or crackled glazes and instant gratification. For all skill levels. Students ages 15 and up! L4/8.



Staff Photo

CLASSES:

Basic Introduction to Clay

Bradley Benn & Siiri Silpala Doan

3073-Su, 1-4p, 4 wks-starts May 1*

3074-Su, 1-4p, 4 wks-starts June 5

3075-Su, 1-4p, 4 wks-starts Aug. 7

\$96 nm/ \$86 m + \$8 clay and studio fee

Making things from clay and throwing pots on the wheel touches something primal in us. We will supply all you need to learn the basic process, make, trim, and glaze several pieces. This 4-week class is designed as a basic introduction class. A fun class to take with your child, 14 and younger must register with an adult. L5/10. *No class May 8.

Beginning & Continuing Pottery

Bradley Benn

3080-Th, 9:30a-12:30p, 8 wks-starts Apr. 14

\$192 nm/ \$173 m + \$16 studio fee

3081-Th, 9a-Noon, 6 wks-starts June 16

3082-Th, 9a-Noon, 6 wks-starts July 28

\$144 nm/ \$130 m + \$12 studio fee

This class covers wheel throwing & trimming; hand building with molds, slabs, extrusions, and coils. Traditional gas-fired glazing and other decorative techniques will be covered. Continuing students will learn to work larger and try new forms. L5/10.

Decorative Tile for All Skill Levels

Bradley Benn

3084-M, 7-9:30p, 8 wks-starts Apr. 11*

\$160 nm / \$144 m + \$ 16 studio fee

Learn the basics of working with clay to make tile. Demonstrations include; relief, resists and plaster molds. Plan a project and make border or accent tiles to personalize and combine with commercial tiles. Materials for prototypes included. L5/10. * No class May 30.

Monday Clay

Amy Von Bargaen

3100-M, 9a-Noon, 8 wks-starts Apr. 11*

\$192 nm/ \$173 m + \$ 16 studio fee

This class is designed for all levels of clay artists. Wheel throwing and hand building techniques will be covered in this course. Students will have the opportunity to request demos for specific projects and will learn about form, design, as well as glazing and surface treatments. L5/12. *No class May 30.

Saggar & Blackware Firing

Maureen Brockway

3101-M, 9a-Noon, 5 wks-starts June 13

\$120 nm/\$108 m + \$10 studio fee

Learn the processes of coil construction, burnishing and the making and application of terra sigillata. Students will explore the use of a wide variety of materials to use in the final saggar and blackware firings. L5/10.



Photo by Maureen Brockway

by Maureen Brockway

Thursday Night Clay Studio

Matt Quinn

3111-Th, 6:30-9:30pm, 6 wks + 2 open studio-starts Apr. 21

\$144 nm/ \$130 m + \$12 studio fee

3112-Th, 6:30-9:30pm, 5 wks-starts June 16

3113-Th, 6:30-9:30pm, 5 wks-starts July 28

\$120 nm/ \$108 m + \$10 studio fee

This class will include taking wheel thrown work and altering the shapes at various stages to achieve dramatic and sometimes unusual results. Designed for the intermediate through advanced potter, we will cover a wide spectrum of building, surface treatment, and firing techniques for work ranging from the functional to the sculptural. L5/12.



**Pottery for All Skill Levels
Grace Pass**

3120-F, 6:30-9:30 pm, 7 wks-starts Apr. 15*
\$168 nm/ \$151 m + \$14 studio fee

3121-F, 6:30-9:30 pm, 5 wks-starts June 17**

3122-F, 6:30-9:30 pm, 5 wks-starts July 29
\$120 nm / \$108 m + \$10 studio fee

Beginning students - clay prep., hand-build-
ing, wheel and glazing.

Experienced students - refine skills, complex
forms, integrate; form, function and decoration.

Intro to historical and cultural traditions.

*Please bring a check or \$20 cash to the first
class for tools and clay. L4/12. *No class Apr.
22, May 27. **No class July 1.

**High-School Pottery
for All Skill Levels** *New*
Grace Pass

3123-Thu, 4-6p, 6 wks-starts
July 7

\$96 nm/ \$86 m + \$12 studio fee

This is a class designed for cur-
rent high school students (9-12th
grade). Work on learning new
techniques and pottery skills.
Please bring a check or \$20 to
the first class to purchase clay &
firing slips. Completed work will
be fired in the high-fire gas kiln.
L5/10.

**Pottery for All Skill Levels
Harriet Campe**

3140-F, 9:30a-12:30p, 8 wks-starts Apr. 15

3141-F, 9a-Noon, 8 wks-starts June 17

\$192 nm/ \$173 m + \$16 studio fee

Beginning students - clay prep., hand-build-
ing, wheel and glazing.

Experienced students - refine skills, complex
forms, integrate; form, function and decoration.

Intro to historical and cultural traditions.
L5/12.

OTHER CLAY OFFERINGS

CLAY SCULPTURE

POTTERY FOR BEGINNERS

MOSAIC ART on page 2

POTTERY FUNDAMENTALS

CLAY FOR KIDS on page 3

CAMPS on page 4

CLAY WORKSHOPS on page 5

WORKSHOPS on page 8

**Hand-building & Art for the Garden
Donna Getsinger**

3151-Tu, 9:30a-12:30p, 8 wks-starts Apr. 12
\$192 nm/ \$173 m + \$16 studio fee

It's Spring! This is a class focused on a variety of
hand-building techniques to develop vessels and
sculpture work. Embellishments, surface texture,
design and color at all stages of construction and
firing will be introduced. Bring your ideas for
garden art and we will try to implement them!
For all skill levels. L4/7.

**Majolica & Color
Donna Getsinger**

3152-Tu, 9a-Noon, 6 wks-starts June 14
\$144 nm/ \$130 m + \$12 studio/supply fee

Learn to use color in your work! Students of all
art disciplines are encouraged to take this class
as we develop a palette, explore color and its
relationship to form. Color will be achieved us-
ing low-fire terracotta and mid-range white clay,
a variety of colored underglazes and a majolica
glazing process. For all skill levels. L4/7.

**Summer Raku
Marlyn Anderson**

3160-W, 9a-Noon, 6 wks-starts July 23
\$144 nm/ \$130 m + \$12 studio fee

We'll make pots and then fire them in the Art
Center's outdoor raku kiln. Raku firing is about
smoke and fire and instant gratification. Glazes
are often flashy metallic or crackled and un-
glazed surfaces get smoky black. We can even
try some naked raku if you're interested. Naked
raku is unglazed, but masked so that the smoke
doesn't penetrate the entire piece. For all skill
levels. L4/10.

**Soda-fired Pottery
Sandra Shaughnessy**

3200-Tu, 6:30-9:30p 8 wks-starts Apr. 12

3201-Tu, 6:30-9:30p 8 wks-starts June 14*

\$192 nm/ \$173 m + \$16 studio fee

Class will focus on creating, preparing, and fir-
ing work in our NEW soda kiln. Emphasis will
be on form and its relationship to firing. We'll
study theory and practice of kiln loading, firing
and glazing for the soda kiln. Intermediate to ad-
vanced students. L5/10. *No class July 5.

**Pottery for Intermediates
Sandra Shaughnessy**

3210-W, 9a-Noon, 8 wks-starts Apr. 13

3211-W, 9a-Noon, 8 wks-starts June 15*

\$192 nm/ \$173 m + \$16 studio fee

This class will focus on creating forms both on
the wheel and with hand-building techniques.
A variety of surface treatments and firing tech-
niques will be taught through class demos, cri-
tiques and projects. L4/12. *No class July 6.

**Pottery & Sculpture
for All Skill Levels**

Adama Sow

3220-M, 6:30-9:30pm, 8 wks-starts Apr. 11*
\$192 nm/ \$173 m + \$16 studio fee

3221-M, 6:30-9:30pm, 6 wks-starts June 13**
\$144 nm / \$130 m + \$12 studio fee

3222-M, 6:30-9:30pm, 5 wks-starts Aug 1
\$120 nm / \$108 m + \$10 studio fee

Demonstrations will cover hand-building &
basic wheel throwing techniques as well as
more advanced concepts upon request. Stu-
dents work at their own pace with both in-
dividualized and group instruction. No clay
experience necessary; advanced students
welcome. L5/12. *No class May 30. **No
class July 4.

**Pottery for All Skill Levels
Leila Denecke**

3261-W, 6:30-9:30p, 8 wks-starts April 13
\$192 nm/ \$173 m + \$16 studio fee

3262-W, 6:30-9:30p, 6 wks-starts June 15

3263-W, 6:30-9:30p, 6 wks-starts July 27

\$144 nm/ \$130 m + \$12 studio fee

The class emphasis will be on the funda-
mental skills of working with clay. We'll
cover the basics of wheel throwing and hand
building. Students will receive individual-
ized instruction based on their needs. Ap-
propriate for new and continuing students.
L5/12.

**Wednesday Afternoon Pottery
Leila Denecke**

3270-W, 4-6p, 8 wks-starts Apr. 13

\$128 nm/ \$115 m + \$16 studio fee

3271-W, 4-6p, 6 wks-starts June 15

3272-W, 4-6p, 6 wks-starts July 27

\$96 nm/\$86 m + \$12 studio fee

The class emphasis will be on the funda-
mental skills of working with clay. We'll
cover the basics of wheel throwing and hand
building. Students will receive individual-
ized instruction based on their needs. Ap-
propriate for new and continuing students.
L5/10.

**WORKSHOPS,
OPPORTUNITIES
& mud rules on page 8**

...more pottery on page 8

Workshops

Springing into Carved Surfaces —A Participatory Workshop

Sarah Heiman

3504-Sa & Su, 10a-4p, Apr. 16 & 17
\$192 nm/ \$173 m – for both days
\$96 nm/ \$86 m – for one day only

Spend one or two days learning from New Hampshire M.F.A. clay artist, Sarah Heiman, about her tools and techniques for creating surface imagery; carving and patterning into leather hard clay. Sarah will work with students of ALL skill levels to developing patterns and means of decoration that are personal to them. To help achieve that goal, students should bring at least three different images that inspire them, any sharp mark-making tools they possess, a pencil and 2-3 leather-hard clay pieces. Participants will wrap pattern and imagery around the work, trying out different strategies of breaking up and highlighting form. Personal, integral decoration through carving will be our goal. L12/20.



Photo by Sarah Heiman

by Sarah Heiman

Rebuilding The EAC Soda Kiln!

3505-The Edina Art Center will be rebuilding their outdoor soda kiln this spring, we are hoping for the week of May 16th! Here's your chance to learn the process of kiln construction from a skilled professional kiln builder and participate in the preparation, construction and firing of the kiln upon completion. If you are interested in participating or donating to this project please let us know and we will contact you when we have the dates for construction! 952-903-5780 Edina Art Center main office

Bisque firing and glazes will be available for a group firing finale! L5/10

Tool Making Workshop

Brad Benn

3508-Sa, 1-4p, Aug. 27
\$36 nm /\$30 m + \$5 material fee

Make your own ribs, wires, scoring tools and more. Many ideas will be presented and you will come away with useful tools. How to and hands on for any level. L4/10.

Save the date!

ROBIN HOPPER

IS COMING!

OCTOBER 7, 8, 9

Fri, Sat, Sun

EDINA ART FAIR

June 3, 4, 5

E.A.C. pottery for sale.

Thank you to all who help.



Staff Photo

Volunteers, Sara and David Kleist at the Edina Art Fair. Call EAC at 952-903-5780 to become a volunteer.

THE MUD RULES

Supplies: Clay and tools will be purchased by students age 15 and up. Beginners can expect to pay about \$20 for tools and clay. Tools are available in our supply area with discounts to members. Instructors will discuss supply needs at the first class meeting.

Firing Fees: Firing fees are charged by the pound. Buy 1 lb. and ¼ lb. firing slips and use them like “postage stamps”. ALL final firings are now \$1.50 per pound. One bisque-firing (unless that IS the final firing), glazes and underglazes are covered in the fees.

Open Studio: Only members currently enrolled in a class may take advantage of open studio.

Lockers for Members: Ask about locker rental. All students may use small cubicles for clay storage, but must empty them by end of session.

Continuing Potters: If you are continuing in the Spring session, mark all work in process with your name and “Sp-11”. If you are continuing in the Summer session, mark all work in process with your name and “Su-11”. (Take bisqueware and clay home.)

Anything unmarked that is not in a paid-up locker becomes the property of the Art Center and may be sold to benefit the pottery department or be discarded.

Classes & Workshops

with
Atelier-Trained Instructors

Realistic Painting & Drawing

Michael Frey

4020-Th, 6:30-9:30p, 8 wks-starts Apr. 14
\$192 nm/ \$173 m

4021-Th, 6:30p-9:30p, 12 wks-starts June 16
\$288 nm/ \$259 m

This class is designed for individuals interested in realistic technique at intermediate and advanced levels. Learn to execute familiar objects successfully with individual guidance and support in a relaxed and fun atmosphere. Instructor is Atelier-trained. Limit 10.

Portraiture

Michael Frey

4040-M, 7:15-9:45p, 8 wks-starts Apr. 11*
\$160 nm/ \$144 m + \$60 model fee

4041-M, 7:15p-9:45p, 11 wks-starts June 13**
\$220 nm/ \$198 m + \$82 model fee

Michael will teach students using a live model under natural light, using the traditional methods of portraiture. Students will start in charcoal and progress to oils depending on skill levels. Instructor is Atelier trained. Limit 8. *No class May 30. **No class July 4.

Portrait from Photos

Michael Frey

4045-Tu, 9:15a-12:15p, 8 wks-starts Apr. 12

4046-Th, 9:15a-12:15p, 8 wks-starts Apr. 14

4047-F, 9:15a-12:15p, 8 wks-starts Apr. 15
\$192 nm/ \$173 m

4048-Tu, 9:15a-12:15p, 12 wks-starts June 14

4049-Th, 9:15a-12:15p, 12 wks-starts June 16

4050-F, 9:15a-12:15p, 12 wks-starts June 17
\$288 nm/ \$259 m

Capture a realistic likeness using photographs. Bring your portrait to life by focusing on shape, value, color and composition. Start in charcoal and progress to pastels or oils. Instructor is Atelier-trained. All levels welcome. Limit 10. (4046, 4047, 4049 & 4050 meet at Senior Center. Limit 12).

Realistic Painting

Louise Gillis

4071-Th, 1-4p, 8 wks-starts Apr. 14
\$192 nm/ \$173 m

4072-Th, 1-4p, 12 wks-starts June 16
\$288 nm/ \$259 m

Learn the studio methods of the Old Masters. Train the eye to see value, form, and color by working from a still life or a cast. Start in charcoal and progress to pastels or oils. Principles of composition will be taught to help the student develop original work. Knowledge of tools and materials will also be emphasized. All levels welcome. Instructor is Atelier-trained. L4/10.

Life Drawing

Louise Gillis

4080-Th, 9a-Noon, 8 wks-starts Apr. 14
\$192 nm/ \$173 m + \$58 model fee

4081-Th, 9a-Noon, 12 wks-starts June 16
\$288 nm/ \$259 m + \$87 model fee

We will explore the human form through drawing the nude model. You will learn contour and gesture drawing techniques, as well as blocking-in and shading. Anatomical concepts will also be discussed. No experience necessary. Must be 18 or have written permission from parents. Instructor is Atelier-trained. Please request a materials list. L4/10.

Painting Outdoors Workshop

Rick Kochenash

4115-Th, F, Sa, 9a-2p, July 14, 15, 16.
\$190 nm/ \$181 m

Painting outdoors is one of the most rewarding experiences in oil painting. Besides the fun and beauty of being outdoors, the incredible insights learned from this challenge are so valuable to an artist's growth. Learning to paint the range of colors, values, and moods of nature accelerate your ability when doing studio work. The challenge of outdoor light is manifold, but let this class break down the process in a supportive and friendly environment, an experience that will change your paintings forever. Instructor will contact students as to location. Bring a light lunch. Please ask for a materials list. L4/10.



photo by Rick Kochenash

Just Off Third by Rick Kochenash

Tradition Meets Technology

Rick Kochenash

4130-F, 9a-Noon, 8 wks-starts Apr. 15
\$192 nm/ \$173 m

In order to paint a still life realistically in oils one must properly analyze the visual scene presented to you and then correctly translate that analysis to the canvas. In this new class we will use the technology of today to help evaluate the accuracy of this visual transmission. All students will work on and complete a new still life weekly along with the instructor. With the aid of a digital camera we will analyze and compare the drawing, values, color and edges with the impartial camera as an unbiased umpire. This marriage of technology and sound classical methods will allow for accelerated learning in a fun, friendly and supportive atmosphere. Be sure to ask for a materials list. L4/10.

10 painting & drawing

Acrylics A to Z

Dar Brooks

4220-Sa, 9:30a- 3p, May 14

\$66 nm/ \$59 m + \$15 supply fee

This is a well-loved non-threatening class where you will learn to use acrylics in fun exciting ways. We will discuss tube, fluid acrylics, gels, pastes, mediums, grounds, and gesso. Bring to class any type of acrylic paints, and mediums that you have on hand. Some paint will also be supplied. In this class you will learn concepts that will enhance all of your art. Dar will demo how to use unique supplies and talk about design methods that will add impact to your work. No acrylic experience necessary! You will be able to create with confidence, paintings with texture, excitement, and balance. This motivating class is good for any student level. Just come and have fun! *Brushes will be available for student use. Please bring paper towels, scissors, notebook, and pen. Paper is provided. Please bring your lunch and beverage.* L4/8.

Introduction to Illustration

Stu Fjellanger

4225-Sa, 10a-2p, 4 wks-starts May 7*

\$128 nm/ \$115 m

4226-Th, 6:30-9p, 6 wks-starts July 28

\$120 nm/ \$108 m

Illustrations can be seen everywhere. They are found in book publishing, greeting cards, magazines, newspapers, label packaging and advertisements. Students will learn to make illustration images, also analyze visual imagery and develop their own visual language. There will be exercises on thumbnail sketches, line and stylistic continuity. Assignments will also be given out and due in the following week. Students may choose to work in pencil, pen, paints, watercolor, digital or any medium they prefer. Call for a supply list. L4/12. *No class May 28.



photo by Stu Fjellanger

Offering by Stu Fjellanger

Introduction to Oil Painting

Stu Fjellanger

4230-W, 6:30-9p, 6 wks-starts Apr. 27

4231-W, 6:30-9p, 6 wks-starts July 27

\$120 nm/ \$108 m

Do you enjoy the warm and rich look of oil paintings? Would you like to create your own paintings using oils? Here is your opportunity! Throughout the 6-week class, you will learn to develop your personal style with demonstrations and one-on-one instructions from an experienced fine artist and illustrator. You will learn about composition, color mixing, brush and palette knife techniques and more. Examples of oil paintings created by the masters throughout the history of art will be discussed. Whether you prefer realism, abstraction or impressionistic work, this class will help you learn to create strong, impressive oil paintings. Call for a supply list. L4/12.

Stu Fjellanger is a professional illustrator currently pursuing an MFA in Illustration at the University of Hartford. *Stu teaches linocut printmaking, oil painting, Introduction to Illustration, children's book illustration and History of Illustration at EAC.*

Members' Wednesday

Afternoon Group

Wednesdays, 12:30-3:30pm

4200-Apr. 13 – June 22

4201-June 29 – Sep. 7

Looking for artists to hang out with, paint and share ideas? This may be the place for you. No instructor-just an open studio environment. Any medium. The fee is only \$44 for each 11-week session. Register today! Limit 12.

Friday Painters' Studio for Members

Dean Koutsky

4250-F, 12:30-3:15p, 8 wks-starts Apr.15

\$48 members only

4251-F, 12:30-3:15p, 12 wks-starts June 17

\$72 members only

Set aside Friday afternoons to paint whatever you like in our wonderful skylit studio. Occasionally, we go on location. You'll paint more and better as you share your work with other painters of this casual, confidence-building group. No formal instruction, but Dean will critique and suggest ways to improve your art. It's a holiday for painters, and the price is so low it's like a gift! L10/15.

Do All Caricatures Have Big Noses?

Judy Lieber

4260-Sa, 9a-Noon, 6 wks-starts Apr. 16*

\$144 nm/ \$130 m

It depends on the face! Learn to quickly capture a likeness. What makes it funny? Caricature artist, Judy Lieber, will show all! Tell all! Working from both photos and models, we will construct a face with a minimum of line and effort. Demos and critiques galore. Lots of group participation. Lots of laughs! We will eventually develop our drawings into casual, comical, fully developed portraits. *Bring 6B pencil and lots of large smooth paper.* L6/10. *No class May 28.



by Judy Lieber

Basic Drawing

Dr. Mary McNaughton

4270-Th, 6-9p, 6 wks-starts Apr.14

4271-Th, 6-9p, 6 wks-starts June 16*

\$144 nm/ \$130 m

Learn to understand the power of the contour line to grasp the revealing nature of drawing. Students will become empowered to create compositions that reflect their own personalities and to make wise choices with the endless subject material that surrounds us. Take part in a supportive and fun classroom environment where we will work within the group dynamic to master concepts such as blind contour, gradation techniques, texture in pen and ink, and compositional tools. *Bring 2-3 drawing pencils (HB or 4B) and a 14"x17" drawing pad to class.* Ask for a supply list. L5/15. *No class July 14.

Continuing Drawing

Dr. Mary McNaughton

4273-Th, 10a-1p, 6 wks-starts June 16*

\$144 nm/ \$130 m

This course should be viewed as a counterpoint to Basic Drawing or for those who have had previous experience with this medium. Students will take their drawing skills further by learning to work with serial imagery. Personal stories will be told through the exploration of compositions that relate to one another. Work will be developed for exhibition by using fine grade paper, advanced techniques, and by working on site. Learn to develop your own style and to bring your drawings to another level! *Please bring 2-3 drawing pencils (HB or 4B) and a 4"x17" drawing pad to first class.* Ask for a supply list. *No class July 14. L5/15.

Dr. Mary McNaughton has taught drawing and painting for over 20 years both in the community and at the University of Minnesota where she received her PhD. She is the author of "The Little Book of Drawing: a Friendly Approach" and currently lectures and teaches while working on her own art.



Persephone in Summer by Mary McNaughton

Pen & Ink

Dr. Mary McNaughton

4277-Tu, 1-4p, 6 wks-starts Apr. 12

\$144 nm/ \$130 m

Explore the beauty of this remarkable medium through the use of brush and pen. Utilize the gradation techniques of stippling, hatching, and scribble to portray varieties of texture. Let the brush free you to create emotional works that reflect your own personality. Add color to enhance your compositions. Dr. McNaughton's style of teaching drawing with ink both at the University of Minnesota and in her college workshops enlightens students to make wise compositional choices in a supportive environment. Ask for a supply list. L5/15.

Painting Studio

Dorothy Odland

4280-W, 9:30a-12:30p, 8 wks-starts Apr. 13

4281-W, 9:30a-12:30p, 8 wks-starts June 15

\$192 nm/ \$173 m

Dorothy has a multi-faceted approach to teaching painting whether it is watercolor, oil or acrylics. Dorothy's approach lends itself to individuality based on each person's strength, interest and experience. Widely traveled, she brings color, diverse skills and a unique quality, which is at the foreground of her teaching. All levels welcome. L4/12.

Intuitive Painting

Holly Stone

4290-Tu, 6-9p, 3 wks-starts May 3

4291-Tu, 6-9p, 3 wks-starts July 12

\$72 nm/ \$65 m

Use your imagination, objects, and dream imagery to experience the process of creating intuitive art. Bring your choice of painting supplies (oils, acrylic, watercolor, pastels or other). Explore making art with personal meaning using guided imagery, color symbolism and more. Let your inner artist out to play! Bring images and objects for inspiration. Ask for suggested supply list. L4/8.

Oil & Acrylic Painting Studio

Holly Stone

4305-Tu, 1-4p, 5 wks-starts Apr. 12*

\$120 nm/ \$108 m

4306-Tu, 1-4p, 6 wks-starts June 14**

\$144 nm/ \$130 m

Continue to develop your personal style as you work in your choice of oils or acrylics. Designed for painters with some background in painting, but open to all levels. Challenge yourself—take your work to the next level. Each week a different art principle or technique will be addressed, with exercises to put it into practice, whether you work realistically or abstractly. Bring your own photos for reference or work from life. Lots of demos, critiques and support. Bring supplies you have on hand, or call for suggested supply list. L4/8. *No class Apr. 26. **No class July 5.

Acrylic or Oil Painting Studio

Tom Tyler

4310-M, 9-11:30a, 4 wks-starts Apr.11

4311-M, 9-11:30a, 4 wks-starts May 9*

\$80 nm/ \$72 m

You choose your own artistic path in this very hands-on acrylic painting studio for students at any level. Individual, informal instruction provided. Paint subject matter from any source; your imagination, a photo, a painting from art history, landscape, figurative, whatever. You will make new friends with similar artistic interests in a fun, relaxing and supportive atmosphere. Oil painters are also welcome. Bring supplies you have on hand or call for a supply list. L4/12 *No class May. 30.

Water Media Classes

Members' Ink & Brush Painting Open Studio

5000-Tu, Apr. 12 – June 21

5001-Tu, June 28 – Sep. 6

This group meets every Tuesday from 12:30-3:30 pm to work on individual projects. All levels of experience WELCOME. We reserve the room for you and the fee is only \$44 for each 11-week session. Register today! Limit 12.

Beyond the Beginner

Marian Alstad

5020-M, 6:30-9:30p, 4 wks-starts Apr. 18

5021-W, 9a-Noon, 4 wks-starts Apr. 20

5022-M, 6:30-9:30p, 4 wks-starts May 16

5023-W, 9a-Noon, 4 wks-starts May 25

5024-M, 6:30-9:30p, 4 wks-starts June 13*

5025-W, 9a-Noon, 4 wks-starts June 15

5026-W, 9a-Noon, 4 wks-starts July 13

5027-M, 6:30-9:30p, 4 wks-starts July 18

\$96 nm/ \$86 m

This class is a step up from beginning watercolor for the student who has most of the supplies but needs support and encouragement to continue. We will paint a variety of interesting subjects. L7/14. *No class July 4.

Abstract Landscape Workshop

Dar Brooks

5070-Sa, 9:30a-3p, June 25

5071-M, 9:30a-3p, Aug. 22

\$66 nm/ \$60 m + \$16 supply fee

This is a wonderful mixed media class for beginners or established artists. Exciting demos will teach unique ways to use materials and texturing techniques that will add depth and good design to your work. Students will learn patterns of light and dark that will add energy and impact to their landscape paintings. Plenty of individual attention will be given. *Please bring landscape reference materials, paper towels, pen, pencil, notebook, a piece of plastic 16x20. We will be using acrylics, watercolors, and rice papers on 12x16 illustration boards. Brushes and paints are available for student use. However you may want to bring your own brushes, and favorite colors. Bring lunch and beverage.* Expect to have fun being spontaneous! L4/8.



Photo by Dar Brooks

Landscape by Dar Brooks

Spontaneous Watercolor with Mixed Media

Mini-Workshops

Dar Brooks

5111-Th, 10a-3p, 4 wks-starts Apr. 14

5112-Th, 10a-3p, 4 wks-starts May 12

5113-F, 10a-3p, 4 wks-starts Aug. 5

\$240 nm/ \$216 m + supply fee \$40

Have you been asking yourself what's next? Do you need a fun motivating environment to rekindle your creativity or to keep it sparked? Then this spontaneous freeing class is for you! Award winning artist Dar Brooks has a gift for helping students learn fabulous techniques. Unique techniques using mixed media art supplies will be taught that will add impact and depth to your finished watercolor paintings. We will work on the development of design approaches to solving aesthetic problems in image making. The use of watercolors, acrylics, gesso, crayons, markers, and decorative papers will stimulate imaginative ways to explore subjects. You will be infusing your art with excitement as you emphasize color, texture, movement, shape and major design principles.

Each class in each of the three sessions will teach new techniques so students can sign up for all sessions. You can expect to have fun in this non-threatening atmosphere while learning to let go of anything that blocks your creativity.

Please bring to class a plastic table cloth, a 13"x17" piece of foam core covered with plastic, paper towels, notebook, pen, pencil, scissors, professional grade watercolors in a palette and scrap papers to texture. Some brushes and supplies are supplied. Bring lunch and beverage. L4/10.





Sumi-e: Flowers in Ink and Color
Susan Frame

5124-Tu, 12:30-3:30p, 6 wks-starts Apr. 12
 \$144 nm/ \$130 m

Winter's over – bring on the flowers! Learn the basics of East Asian ink painting, or brush up on your existing skills. We'll paint spontaneous flowers using ink, watercolor, and absorbent "rice" paper. Class will focus on developing brush control, enhancing personal style, and "painting from the heart". Open to all levels. Please request supply list. L4/12.

Sumi-e: Summer Flowers
Susan Frame

5125-Tu, 12:30-3:30p, 6 wks-starts June 14
 \$144 nm/ \$130 m

Learn the basics of East Asian ink painting, or brush up on your existing skills. We'll paint spontaneous flowers using ink, watercolor, and absorbent "rice" paper. Class will focus on developing brush control, enhancing personal style, and "painting from the heart". Open to all levels. Please request supply list. L4/12.



Photo by Susan Frame

Rose by Susan Frame

Watercolor Classes with Georgia Kandiko

Beginning Watercolor
Georgia Kandiko

5200-M, 9:30a-Noon, 7 wks-starts Apr. 11
5201-M, 9:30a-Noon, 7 wks-starts June 20*
 \$140 nm/ \$126 m + \$20 supply fee

If you are interested in trying watercolor with minimal investment in the materials, then this is the class for you. Paint, paper, brushes and palette provided. Through technique demonstrations including wet-in-to-wet, glazing, graded wash and direct application, you will learn to create landscape, abstract and floral paintings. L4/12. *No class July 4.

Continuing Watercolor
Georgia Kandiko

5230-M, 12:30-3p, 7 wks-starts Apr. 11
5231-M, 12:30-3p, 7 wks-starts June 20*
 \$140 nm/ \$126 m + \$20 supply fee

Have you ever started a painting and left it undone because: You didn't know what to do next? It looked bad? It left you baffled? You thought you had wrecked it? It has been so long, you forgot what the workshop teacher was trying to teach? You forgot what you were trying to paint? Bring 'em in! In this class you'll learn techniques to salvage those "dogs" and turn them into frame-able finished works of art you will be proud of. Bring your watercolor supplies. L4/12. *No class July 4.




Photo by Georgia Kandiko

Georgia Kandiko MFA

Adama by Georgia Kandiko

Watercolor Portrait Painting
Georgia Kandiko

5220-M, 3:30-6p, 7 wks-starts Apr. 11
5221-M, 3:30-6p, 7 wks-starts June 20*
 \$140 nm/ \$126 m + \$20 supply fee

We will draw and paint portraits from photographs. Live models may be used in later classes if class members indicate interest. Lessons will include, contrast and color analysis, drawing in proper proportion and manipulation of self-portraits. Some experience in watercolor is recommended. Bring your own regular watercolor supplies. L4/12. *No class July 4.

14 Peggy Kelly Media Arts Studios

Darkroom Open Studio

6001 Apr. 11 – June 26

6002 June 27– Sep. 5


\$50 per 11 week session.

Open to Edina Art Center and Crosstown Camera Club members only. Previous darkroom experience is required. Sign up in person or call 952-903-5780. Bring your own chemicals and paper. Please help us keep the darkrooms clean. If you are interested in trading cleaning time for darkroom fees, call Diana at 952-903-5783. Write your membership number on your registration.



Our labs are open:

- M–Th 9a – 9p
- F 9a – 3p
- Sa 9a – 12:30p



Complete your media projects at E.A.C.

- Home movies to DVD or VHS
- Slides and pictures to DVD or VHS
- Record audio CD's
- Create & edit a video DVD

Crosstown Camera Club

For information, contact Brian Billadeau • crosstowncameraclub@gmail.com



The Photoshop Elements (PE) Series

Barb Reinan

Photoshop Elements is a reasonably-priced version of the professional Photoshop program used by photographers and graphic designers. This program gives you most of the tools in the more expensive program plus guidance built-in to suit the non-professional user. The classroom computers will be equipped with PE version 8 for the PC. The Macintosh version will not be taught. A textbook "Teach Yourself Visually: Adobe Photoshop Elements 8" will be available for purchase at the beginning of each class.

PE Organizer

6102-M, 6:30-9p, Apr. 11

6103-M, 1-3:30p, Jun. 20

\$35 nm/ \$31 m + \$3 textbook fee

Adobe PE Organizer is the main workspace for importing and organizing photos. You can browse and view your images, tag them for easy access, group them into collections, and drag and drop them into categories. Best of all, you can find your photos easily and dependably. Limit 4.

Intro to PE & Its Editing Tools (2 sessions)

6114-Tu, 6:30-9p, Apr. 12 & 19

6115-M, 1-3:30p, July 11 & 18

\$70 nm/ \$63 m

Adobe Photoshop Elements editor provides powerful image editing functions ranging from Quick Photo Editing to Guided Editing to Full Editing tools. Full edit holds many of the functions of the larger professional Photoshop program. This class will focus on introducing the user to the basic tools available in Quick Fix and the Full Editor. A textbook "Teach Yourself Visually: Adobe Photoshop Elements 8" will be available for purchase at the beginning of each class. Limit 4.

Restoration of Photos

6122-M, 1-3:30p, Apr. 25

6123-Tu, 6:30-9p, May 24

6124-M, 6:30-9p, July 25

\$35 nm/ \$31 m

Prerequisite – Introduction to Photoshop Elements and Its Editing Tools. Adobe Photoshop Elements gives you the editing tools to restore photos damaged by fading, tearing and time. This class will focus on using the healing and cloning tools, selection tools, the eraser tool and an introduction to adjustment filters. Limit 4.

PE for Digital Scrapbooking (2 sessions)

Graduation Scrapbook

6132-Tu, 6:30-9p, May 3 & 17

\$70 nm/ \$63 m + \$5 supply fee

Pre-requisite - Introduction to Photoshop Elements and Its Editing Tools.

Recommended – Introduction to Layers. Have you heard of digital scrapbooking and are wondering what it is all about? You will learn how to create and place our own digital elements "digitizing scrapbooking" and how to create our own background papers using textures and patterns, make buttons and brads, create word art and more. Create your own storyboards and digital layouts. Limit 4.

Guided Edit in PE

6143-M, 1-3:30p, May 2

6144-Tu, 6:30-9p, June 14

\$35 nm/ \$31 m

Recommended - Introduction to Photoshop Elements and Its Editing Tools. Learn to use the Guided Editing tools in Photoshop Elements. Guided editing walks you through basic photo editing functions such as color and lighting corrections and photo touchups. It also gives you the ability to merge the best of two photos together, create artistic photographic affects, and it even provides an action player to help you apply captions, make your subjects appear thinner and resize and crop your photos. Limit 4.

Intro to Layers (2 sessions)

6152-M, 6:30-9p, May 16 & 23

6153-Tu, 6:30-9p, Aug. 2 & 9

\$70 nm/ \$63 m

Prerequisite – Introduction to Photoshop Elements and Its Editing Tools or strong knowledge of the editing tools within the Adobe Photoshop Elements workspace. Layers are the key to the wonders available in editing your photo projects. Expand your ability with PE. Limit 4.

Advanced use of Filters, Brushes & Blending modes (2 sessions)

6172-M, 1-3:30p, Aug. 15 & 22

\$70 nm/ \$63 m

Prerequisites – Intro to Layers. Are you getting a grasp on using layers but wondering what else Adobe Photoshop Elements can do? Enter the amazing world of brushes, filters, effects and blending modes. Move from basic photo editing to creating works of art! Limit 4.

Digital Point-&Shoot Photography for Beginners Part 1

Bill Steinbicker

6208-Tu, 1-3:30p, Apr. 12

6209-M, 6:30-9p, May 2

6210-Tu, 6:30-9p, Jun. 28

6211-M, 1-3:30p, July 25

\$35 nm/ \$31 m + \$3 supply fee

This class explains how to get the most from your Point & Shoot camera in the "automatic mode" including using the flash, close-up focusing, picture definition settings and more. We'll also look at how to print, protect and preserve the photos you take. Bring your camera (with fully charged batteries) and user's manual. Limit 6.

Digital Point-&Shoot Photography for Beginners Part 2

Bill Steinbicker

6216-Tu, 1-3:30p, May 10

6217-M, 6:30-9p, Aug. 8

\$35 nm/ \$31 m + \$3 supply fee

Learn how to move beyond the "automatic mode" for better pictures under more challenging conditions. We'll look at adjusting daylight and flash exposure, setting camera sensitivity (ISO), white balance, focusing on difficult subjects and using the self-timer. Also, learn how to transfer pictures to your computer, burn them to CDs and how to properly delete images from your memory card. Bring your camera (with fully charged batteries) and user's manual. Limit 6.

Intro to Photography Ric Johnson

6404-W, 7-9p, 4 wks-starts Apr. 13

6405-W, 7-9p, 4 wks-starts May 11

6406-W, 7-9p, 4 wks-starts June 29

6407-W 7-9p, 4 wks-starts July 27

\$64 nm/ \$58 m + \$4 supply fee

Begin with your camera to become comfortable with loading, meters and basic functions. Determine the interaction between shutter speeds and apertures (f-stop). This is a technically and artistically based class, aimed at a full understanding of your camera, so you can feel comfortable doing creative work. Bring your manually adjustable camera (film or digital) and manuals to the first class. Limit 8.

Beginning & Intermediate B&W Photography/Darkroom Ric Johnson

6412-Th, 6-9:30p, 4 wks-starts Apr. 14

6413-Th, 6-9:30p, 4 wks-starts Jun. 30

\$112 nm/ \$101 m + \$50 supply fee*

Through discussion, demonstration, and hands-on darkroom work, participants will learn practical methods for achieving high quality negatives and prints through the correct use of film, paper, darkroom chemicals, and archival processing techniques. *Includes free lab during class duration, a \$50 value. Limit 4.

Digital SLR Photography Series

Stephen Haynes

Digital SLR Camera (Basic)

6304-Th, 6-9p, Apr. 14

6305-M, 6-9p, Jul. 11

\$42 nm/ \$38 m + \$5 materials fee

Digital SLR Camera (Basic) is for camera owners working with a Digital Single Lens Reflex camera for the first time, or may be "over their head" with their new camera. This course will cover the essential features of your DSLR camera: the basic mechanics; care and use of your camera; how to use scene settings; basic use of flash; and other fundamental DSLR features. Bring your DSLR camera and its manual. Participants will have maximum opportunities to ask questions regarding operation of their cameras. Limit 6.

Digital SLR Camera (Interm)

6314-Th, 6-9p, Apr. 21

6315-Tu, 6-9p, Jul. 12

\$42 nm/ \$38 m + \$5 materials fee

This course is for graduates of Digital SLR Camera (Basic) or digital SLR camera users who already have a basic understanding of their cameras. We will cover a more advanced understanding of the mechanics of your camera, how images are captured, resolution, lens choices, creative settings, advanced use of flash, white balance and other advanced SLR features. Bring your digital SLR camera and its manual. Limit 6.

Digital SLR Camera (Advanced)

6324-Th, 6-9p, Apr. 28 & May 12

6325-F, 6-9p, July 15 & 22

\$84 nm/ \$75 m + \$5 materials fee

This course is geared toward graduates of Digital SLR Camera (Intermediate) and other photographers who want to learn the full capabilities of their cameras to create high quality images and artistic photographs. You will explore the advanced features of your camera (including discussion of Camera Raw, color spaces and 16-bit color depth) and discuss a field assignment. Between sessions you will photograph, pursuing a fine art theme of your choice. In the second session, you will receive critique on your images and observe demos of techniques for using software to enhance your images. Please bring your camera, its manual, fresh batteries and digital storage media for your camera to both class sessions. Limit 6.

Taking & Processing RAW Photos

6334-Th, 6-9p, May 19

6335-Tu, 6-9p, July 26

\$42 nm/ \$38 m + \$4 supply fee

If your digital camera permits the option of photographing in "RAW" format, you have at your fingertips the means of taking the best possible digital images and making the best possible prints. Starting with the practical techniques of taking photographs in RAW, then on to techniques of converting those photographs in Adobe Camera Raw, a software module within Adobe's Photoshop and Photoshop Elements. Your instructor, Stephen Haynes, has been photographing in RAW for over eight years and is one of the foremost practitioners of its use in the Twin Cities. Limit 4.

Travel Photography: Taking Great Photos in Strange Places

6344-Tu, 6-8:30p, May 10

\$36 nm/ \$32 m + \$5 supply fee

You are off to Italy or Guatemala, on an African safari, or to see the terra cotta warriors in Xi'an, China, and you want to bump your travel photography up a quality notch? This course covers topics such as the ethics and techniques of photographing indigenous peoples, avoiding tourists' cliché photos, going for maximum artistic effect, developing and pursuing a theme and choice and care of equipment. Whether your next trip is to Berlin, Wisconsin, or Berlin, Germany, this course will provide valuable information and ideas. Limit 6.

... more media classes on page 16



Professional Portrait Photography Series

Larry Grace

Portrait Photography (Basic)

6503-M, 6:30-9p, Apr. 18

\$35 nm/ \$31 m + \$5 supply fee

Designed for the Single-Lens-Reflex (SLR) camera user (film or digital) who would like to learn the fundamentals of portrait photography. We'll cover camera settings for exposure and basic set up for lighting of portraits. Bring your camera, flash, manual (for both), tripod, cable release or remote. Limit 6.

Portrait Photography (Intermediate)

6513-M, 6:30-9p, May 9

\$35 nm/ \$31 m + \$5 supply fee

Designed for the graduate of Professional Portrait Photography (Basic). More hands-on training on settings for best exposure, window light, natural outdoor light and limited on-camera flash. Posing your subjects. Bring your camera, flash, manual (for both), tripod, cable release or remote. Limit 6.

Portrait Photography (Advanced)

6523-M, 6:30-9p, May 16

\$35 nm/ \$31 m + \$5 supply fee

Designed for the Professional Portrait Photography (Intermediate) graduate or experienced SLR camera user (film or digital). We'll cover working with a one-light setup and posing your subject. Limited review of using Photoshop with your images. Limit 6.

TLC Clinic

6531- M, 6:30-9p, Jun. 6

6532-Tu, 6:30-9p, Aug. 23

\$35 nm/ \$31 m

Join Larry in a free-form Tips, Learn/share and Critique session. Bring your photos (digital images preferred), ask your questions and share some tips about your camera, photography techniques, or using Adobe Photoshop. Bring your laptop (optional).

Video Editing using Roxio VideoWave

Media Staff

6708-F, 6-8p, 3 wks-starts May 6

6709-Th, 6-8p, 3 wks-starts Aug. 11

\$84 nm/ \$76 m + \$4 materials fee

Want to make a graduation or special events video? Do you have boxes of slides or a closet full of photos and videotapes? We will show you how to MAKE YOUR OWN VIDEO DVD using the most popular PC editing software! Includes making titles and special effects and adding music. If you can move a mouse, you can learn Roxio VideoWave. Limit 4.

Private Lessons—Media

Media Instructors are available to teach private lessons in Photoshop, video editing, digital and film camera operation, studio lighting, and other topics of electronic media and photographic interest. Call the Media Arts Studios at 952-903-5782 for information or go to EdinaArtCenter.com for more about these instructors.

Members' Open Studio for Jewelry Ongoing every Wednesday

5-8 pm

7000- 8 wks, Apr. 13-June 1

\$32 Members

7001- 13 wks, June 8-Aug. 31

\$52 Members

Meet with other jewelry enthusiasts in an open studio environment. Members are welcome to use the equipment and share their knowledge with other students. Members need to register by Apr. 10 so we can reserve the room for you.

Fashion Illustration Workshop

Marilyn B. Anderson

7020-Th, 6-9p, 4 wks-starts Apr. 14

7021-Sa, 10:30a-1:30p, 4 wks-starts July 23

\$144 nm/ \$130 m

Learn the design and illustration techniques for preparing advertisements for newspaper and other publications. The fashion figure will be stressed with finished renderings done in pen and ink. Various fabrics will be shown, such as cotton, fur, satin etc. Fashion trends throughout the decades will be discussed. *Supplies needed are a 9"x12" drawing tablet, drawing pencils, kneaded eraser, ruler, ink, some watercolor brushes and white watercolor paint. All materials are available for purchase at EAC. 10% off for Members.*

EAC welcomes Marilyn back after an absence to teach fashion illustration and share her vast knowledge of this true art form. In addition to her work as a fashion illustrator, Marilyn is a portrait painter and has exhibited widely in area art shows. Her late grandfather, Carl L. Boeckmann, was a well-known artist and practiced the traditional Norwegian approach to painting. No doubt, his work piqued Marilyn's own interest in art.

Design and Collage Workshop

Dar Brooks

7032-Sa, 9:30a-3p, Apr. 16

7033-Sa, 9:30a-3p, Aug. 27

\$66 nm/ \$54 m + \$8 supply fee

Have you been wondering what to do with all those textured papers, decorative rice papers and embellishments? Wonder no more – just bring them to this fun filled 'put together' day. You will learn about the proper glues and how to use them, finishing techniques and how to enhance your collage to bring impact to your art. Best of all you will learn the design principles that will hold your collages together! You will have a wonderful time creating finished pieces of art with your 'stash'. *Bring a lunch, notebook, pencil, portable paper cutter, matt boards, scissors, glue stick, ruler, embellishments and your 'stash'.* L4/8.



Nature Printing Adventure

Dar Brooks

7055-F, 9:30a-3pm, July 8

\$66 nm/ \$54 m + \$15 supply fee

Students will stretch their creativity in this exciting fun filled class! Dar Brooks, a member of the National Nature Printing Society, guides students using simple ways of mastering easy printing techniques. They will be using real leaves plus rubber stamps and watercolors. Come and be inspired by the instant gratification of this art form. Students will enjoy creative freedom while learning unique finishing skills that will add positive impact to their finished framable nature prints. *Bring to class pieces of plastic, paper towels, notebook, pen and pencil, scissors, and your lunch. All other supplies included in supply fee.* L4/8.

History of Illustration in America

Stu Fjellanger

7080-F, 6:30-8:30p, 4 wks-starts May 13

\$64 nm/ \$58 m

7081-M, 6-9p, 3 wks-starts June 13*

\$72 nm/ \$65 m

Illustration in the United States has a deep and rich tradition. In this class we will look at the history of American Illustration beginning in the mid nineteenth century to the present day. We will study the works of the most talented and influential illustrators throughout the decades and learn why their works are so important and how these illustrators impacted the culture around them. Technical advances in publishing, computers and the internet, and how these mediums have impacted the world of illustration, will also be covered. Examples of the works of various illustrators and their importance in the history of illustration will be discussed. L4/12. *No class July 4.

Stu Fjellanger, is a professional illustrator currently pursuing an MFA in Illustration at the University of Hartford. Stu teaches linocut printmaking, oil painting, Introduction to Illustration, children's book illustration, and History of Illustration at EAC.

Basic Jewelry

Søren Priede

7190-M, 7-9p, 8 wks-starts Apr. 11*

7191-M, 7-9p, 8 wks-starts June 13**

\$128 nm/ \$115 m + \$15 supply fee

Learn basic fabrication and metal working techniques. Learn proper and safe use of tools. Design your own jewelry! Supply fee includes use of tools and consumables. No experience necessary. Intermediate students welcome. L4/8. *No class May 30. **No class July 4.

Agate Landscape Workshop

A Unique Glass on Glass Mosaic

...with Brazilian Agate Slice

Sheryl Tuorila

7215-Th, 10a-4p and F, Noon-3p, June 9 & 10

\$155 nm/ \$140 m (includes all materials)

During this two-day workshop students create a unique glass on glass mosaic with a sliced Brazilian agate as the focal point. Additional materials include a large selection of stained glass, faceted gems and Italian glass smalti. All materials and tools provided and students leave with a finished project. All work is completed during class hours. L7/15.

The Life Cycle of the Plant

Donna Webb

7305-Tu, 12:30-2:30p, 8 wks-starts Apr. 12

\$128 nm/ \$115 m + \$8 supply fee

Using the Hauschka Therapeutic Watercolor Painting method, we will focus on the life cycle of the plant. As we paint the plant cycle from seed, to bud, to bloom and then decay, we will discover and reflect on the similarities in the seasons of our own lives. This method of painting is a gentle introduction to the creative process, and invites us to open to our unconscious, and through the process, to allow an image to emerge. The time spent with these pure colors and liquids is rejuvenating to the body and soul. All materials are provided. Classes held at the Center for Wholeness, 4506 Valley View Road, Edina, MN 55424. L3/8.

Intro to Hauschka Therapeutic

Watercolor Painting

Donna Webb

7317-Sa, 1-5p, June 11

7318-Sa, 1-5p, July 9

7319-Sa, 1-5p, Aug. 13

\$48 nm / \$43 m + \$8 supply fee

Are you curious about this method of painting? Take the opportunity to try this gentle introduction to the creative process on a single Saturday afternoon. You begin the painting without knowing what the final image or theme will be as you open to your unconscious, and through the process, allow an image to emerge. The time spent with these pure colors and liquids is rejuvenating to the body and soul. All materials are provided. Classes held at the Center for Wholeness, 4506 Valley View Road, Edina, MN 55424. L3/8.

Works by Donna Webb are in the permanent collection of The Walker Art Center, The Plains Art Museum and private collections. She taught art at Normandale Community College for ten years and now teaches at Spring Hill Waldorf School and at the Center for Wholeness. Donna's studies of the Hauschka Therapeutic Painting Technique became the cornerstone of her Master's Thesis on Wholistic Arts, blending art therapy with studio arts.



photo by Sheryl Tuorila

Agate Landscape by Sheryl Tuorila

Metal Jewelry

Bobo Zinn

7340-Tu, 1-3p, 6 wks-starts Apr. 26

\$96 nm/ \$86 m + \$15 supply fee

Learn the techniques necessary to create metal jewelry of your own design. Beginning and experienced students welcome. All tools and some metals are supplied. L4/8.

Wall-Weave in Vivid Pastel for Empty Nesters

Robin B. Nest

7390-F, 12-3a, Apr. 1

\$168 nm/ \$151 m + \$29 glue fee

Join in as we create a multi-media, multi-dimensional wall hanging you will revisit many times daily for the boost occasionally needed when the house starts to echo. Discard your pastel pastels and bring only the vivid to class. Bring also soft and forgiving items like feathers, chenille, brilliantly colored yarns and words; good words, kind words, forgiving words, encouraging words, funny words and words of special meaning. If short on these items, instructor has a supply to share. Robin will guide your construction to a bright, enriching spirit-work you will be proud to have in your home which will be a personal source of daily sunshine. While enjoying the first three dimensions, you will be doubly enriched by the texture interlaced in the fourth and fifth. Come to class rested and ready for an invigoratingly creative flight. We welcome expert weaving instructor, Robin, back from a warmer climate. Gummy worms snack for energy. L4/22.



Edina Art Center Juried Art Exhibition IDENTIFICATION LABEL

Attach to upper left corner on back of entry
 Title _____
 Medium _____
 Price or NFS _____ (Value if NFS)
 Name _____
 Address _____
 City _____ State _____ Zip _____
 Phone _____
 E-mail _____

Edina Art Center Juried Art Exhibition IDENTIFICATION LABEL

Attach to upper left corner on back of entry
 Title _____
 Medium _____
 Price or NFS _____ (Value if NFS)
 Name _____
 Address _____
 City _____ State _____ Zip _____
 Phone _____
 E-mail _____

Edina Art Center Juried Art Exhibition IDENTIFICATION LABEL

Attach to upper left corner on back of entry
 Title _____
 Medium _____
 Price or NFS _____ (Value if NFS)
 Name _____
 Address _____
 City _____ State _____ Zip _____
 Phone _____
 E-mail _____

Juried Exhibition Entry Form

Submit by September 7

Complete the form below and list your entries. Consider 35% commission when listing price or note NFS if not for sale and put value in parenthesis. Return with entry fee to the Edina Art Center. Please type or print. Note that display labels will be made from this information. Entry fee \$10 per work or 3 for \$25.

NAME _____

ADDRESS _____

CITY/STATE _____ ZIP _____

E-MAIL _____

	TITLE	MEDIUM	PRICE
1	_____	_____	_____
2	_____	_____	_____
3	_____	_____	_____
4	_____	_____	_____
5	_____	_____	_____
6	_____	_____	_____

Phone: _____

Add Membership Fee \$ _____

Total enclosed \$ _____

Signature X _____

Membership Form

Name _____
 Address _____
 City _____ State _____ Zip _____
 Month _____ Day _____ YR _____
 Phone _____ E-mail _____

Individual member	\$30	
Family membership	\$45	List family members:
Contributing member	\$50	
Sustaining member	\$100+	
Patron	\$500	

EDINA ART FAIR
 June 3, 4, 5
 E.A.C. pottery for sale.

September 30 – October 27

ELIGIBILITY Open to all members of the Edina Art Center. You may join the Center by submitting a completed membership form and membership fee along with the Juried Show entry form and fees. Works accepted into previous EAC Juried Shows are not eligible.

MEDIA You may enter an unlimited number of works in any medium. Enter actual work — no slides.

27th Annual Members' Juried Art Exhibition

CONDITIONS All 2D artwork must be framed, excluding wrapped canvas, and ready to hang with wire. Watercolors, pastels and photographs must be under glass or Plexiglas. Artwork must be original. Copies of published photos are not acceptable. Work done in the classroom must be executed solely by the student.

SIZE Maximum size of two-dimensional work is 40 inches in any direction. Sculptural and ceramic work must fit through a 3' x 7' door and weigh less than 150 lbs.

ENTRY FEES Entry fee is \$10 per entry, or \$25 for three entries, payable to Edina Art Center. Include total payment with registration form. (Entry fee is non-refundable.)

TO ENTER Use form on page 18. Mail or Fax completed entry form, a check or money order with the correct entry fee, membership form with membership fee (if applicable) to the Edina Art Center. You may charge fees to Visa, Master Card, Discover or Amex.

DELIVERY OF ARTWORK Each entry must have an identification label attached to the back upper left hand corner or to the base of 3-dimensional work.

INSURANCE Every reasonable care will be taken in handling work submitted, but no responsibility is assumed by the Edina Art Center for loss or damage. Artists desiring to insure their works must make their own arrangements.

SALES Sales of artwork will be handled by the Edina Art Center for a 35% commission. If work is not for sale, mark "NFS" on the entry form but note value.

JUDGING Entries will be judged and displayed without regard to media groups. All entries will be displayed* and the best work in the judges' opinion, regardless of medium, will be shown in the Foss gallery. *The Edina Art Center, however, reserves the right to reject any work based on suitability.

AWARDS Up to \$750 in cash awards will be given to selected winners including the Betsy Bryant Pottery award for outstanding ceramic work.

PEER AWARD Each entrant will receive a ballot to select their first, second and third choice for the best piece in the show from among all entries. The winner will receive a ribbon, \$75, and the winning piece will be displayed in the gallery. Ballots due October 13.

OPENING RECEPTION **Public WELCOME!!**
Thursday, Sep. 29, 5 to 8 pm. Judges' critique 6 pm

DATES FOR YOUR CALENDAR

Sep. 7, Wed., by 8 pm
Entry forms and fees due.

Sep. 19, Mon., 11 am to 7 pm
Bring in artwork.

Sep. 23 Fri., 9 am to 3:30 pm
Pick up work not in show, if desired.

Sep. 29, Thurs., 5 to 8 pm
Artists' Reception
Critique at 6 pm

Oct. 27, Thurs., 9 am to 7 pm
Pick up artwork.

JURIED SHOW SPONSORSHIP

The Annual Members' Juried Show is made possible through the generosity of our sponsors. Your contributions enable us to continue our quality visual arts educational exhibits and programming.

If you would like to be a sponsor
please contact Anne Spooner

aspooner@ci.edina.mn.us or 952-903-5780



9th Annual Spring
GARDEN SHOW & SALE

May 5 to June 23

**Garden Sculptures • Clothing • Pots • Tiles • Fountains
Children's Art Activities**

Opening reception

Thursday, May 5 from 5-8 pm

Sponsored by Peggy Kelly Family Fund (Donations happily accepted.)

Sale continues thru June 23.

Open: Mon-Thu 9am-8pm, Fri 9am-3:30pm, Sat 9am-1pm



Lois Ring, Chair of the Edina Public Art Committee welcomes the public to the Promenade Sculpture Exhibit Celebration.

The grand opening of the new Edina Public Art sculpture exhibition on the Edina Promenade and Grandview Square will be held on Wednesday, June 15, 2011. All are encouraged to tour the parks and enjoy the sculpture walks throughout the day and evening.

Refreshments will be served from 5-7 p.m. at

**Pinstripes
3849 Gallagher Drive**

bordering Centennial Lakes Park and the artists and city officials as well as art committee and Edina Art Center Board members will be introduced.



Day Trips with EAC

Let's go to Leonardo's Basement!

7010-Th, 10-11:30a, May 19

\$19 m/ \$20 nm (all supplies included)

Leonardo's has everything you need to make a sculptural piece out of recycled stuff. Carpool from the Art Center or meet us there. Lunch after at Anodyne Coffee House in the same building. Lunch not included in fee. Leonard's Basement is located at 4301 Nicollet Ave So in Mpls.

Visit the Pavak Museum of Broadcasting & Moss Envy Not handicap accessible.

7015-F, 10:30a-2p, June 17

\$6 per person.

Tour the Museum of Broadcasting, which houses one of the world's finest collections of antique radio, television, and broadcast equipment. The Museum has gained international recognition for its continuing efforts in preserving and documenting the history of an industry that has made monumental changes in the fabric of modern life. Located at 3517 Raleigh in St. Louis Park. After our tour, we will take a lunch break at one of the many eateries in the area. Next, we'll check out the nearby Moss Envy green store! Moss Envy is a 2500 square foot specialty retail store located in Minneapolis that sells eco products for your home and life. Moss Envy is located at 3056 Excelsior Blvd. Meet at EAC or carpool.



JURIED SHOW SPONSORSHIP

The Annual Members' Juried Show is made possible through the generosity of our sponsors. Your contributions enable us to continue our quality visual arts educational exhibits and programming.

If you would like to be a sponsor please contact
Anne Spooner
aspooner@ci.edina.mn.us or **952-903-5780**



Lola helps hang the 2010 Juried Show

Are you interested in art?

Do you like being in a creative environment with right-brainers? EAC is looking for several volunteers to do gallery work 4-5 hours on a monthly basis.

Assist the Gallery Coordinator with the following:

- Data entry: create signage/labels
- Installation: hang art, hammer nails
- Assist artists: check in art, check paperwork for accuracy

No experience required!

Contact Anne for more information: 952-903-5789.

Edina Art Fair

Friday-Sunday, June 3 – 5

Look for our tables on 50th.

Hundreds of pots, vases, plates, sculptural works and more donated by the Edina Art Center pottery department.

If you would like to join in the fun of volunteering at the fair, contact

Sandra Shaughnessy

at sshaughnessy@ci.edina.mn.us



22 dates for your calendar

MARCH

- Thu. 3..... Spring/Summer Registration begins for Members
..... in Winter classes signing up for the same class.
Thu. 10..... Spring/Summer Registration begins for Members.
Thu.17..... Spring/Summer Registration begins for Non-Members.

APRIL

- Mon. 11..... Spring classes begin.

MAY

- Fri. 6 & Sat. 7..... Edina Garden Club Plant Sale.
Mon.30 CLOSED for Memorial weekend.

JUNE

- Fri.-Sun. 3-5..... **Edina Art Fair** Visit the Art Center booth.
Mon. 13..... Summer classes begin.

JULY


- Sat.-Mon. 2-4..... CLOSED.
Sun. 4..... Parade at 10am

AUGUST

- Thu. 11..... Fall Registration begins for Members.
..... in Summer classes signing up for the same class.
Thu. 18..... Fall Registration begins for Members.
Thu. 25..... Fall Registration begins for Non-Members.

SEPTEMBER

- Sat.-Mon. 3-5..... CLOSED for Labor Day.
Wed. 7..... Juried Show forms and fees due.
Sat. 10 & Sun. 11..... "Fall into the Arts" at Centennial Lakes.
Sat. 17..... Tile Festival at American Swedish Institute.



What's Up in the Gallery

continuing to March 23

"Teen Self-Portraits"

March 31 – April 28

"MN Artists' Association"

Reception Thursday, Mar. 31, 5-8pm

May 5 – June 23

"Garden Sale "

Reception Thursday, May 5, 5-8pm

June 30 – August 3

"Minnesota Mosaic Guild"

Reception Thursday, June 30, 5-8pm

August 11 – September 14

"Journeys – Healing through Art"

Reception Thursday, August 11, 5-8pm

September 29 – October 26

"27th Members' Juried Exhibition"

Reception Thursday, September 29, 5-8pm

Judges' critique 6pm at opening

See important dates on page 19

Registration for Spring & Summer begins:

MARCH 3 – For members already in winter classes
(same class only)

MARCH 10 – For Members

9am to noon –in person.

From noon on for mail, phone and on-line.

MARCH 17 – For Non-Members

Registration Policies

Register today! Class sizes limited. Credit card registrations can be accepted by phone or fax. We do not confirm registrations. Assume that your class will be held at the time indicated and that you are enrolled unless we call you.

Make-ups will be arranged only when a class meeting is canceled by the Art Center. Pro-rating may be available with permission of the instructor when space remains 24 hours before a class begins.

Supplies used in adult classes are to be purchased by the students. Our Art Center supply store carries most supplies at reasonable prices, with a 10% discount to members.

Cancellation Policy - the small print

Many students have to miss a class or two out of each session. We do not give a refund for those missed classes or provide a makeup. Please do not ask.

BUT, if you have an illness in your family, you find yourself suddenly unemployed, or have a very good reason to cancel a session, we want you to know that we understand and will try to help!

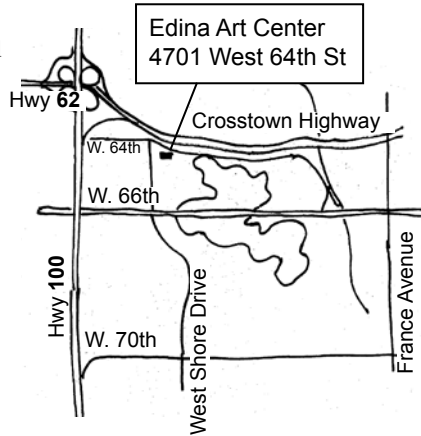
Let us know at least FIVE DAYS BEFORE A CLASS STARTS, then choose from these options:

- find someone to take your place
- tax-deduction
- transfer credit
- gift certificate
- credit to your visa/mc/disc
- check

LESS than FIVE DAYS

- one half value in transfer credit
- tax-deduction

No fee for canceling.



Note: If you need to miss a class due to religious holidays, please let us know. We will try to schedule a makeup session, a private lesson, or issue you a transfer credit or gift certificate for the time missed.

Membership

Edina Art Center Memberships benefit YOU and your community! Did you know that it is not necessary to be an Edina resident to become a member.

JOIN TODAY! Memberships are valid for one year from date of purchase. Family memberships include parents & all children under 18.

Benefits include:

- invitations to openings & special events
- discounts on classes (10% or more)
- 10% reduction on supplies purchased here
- place to meet & exchange ideas with other art enthusiasts
- entry in the annual Members' Juried Show
- use of Art Center studios when space is available
- membership rate in the Media Studios

Sign up by phone 952-903-5780 or fax 952-903-5781, and charge it!

Individual member	\$30
Family members	\$45
Contributing member	\$50
Sustaining member	\$100+
Patron	\$500

Edina Art Center Office

Telephone.....952-903-5780
 E-MAIL.....artcenter@ci.edina.mn.us
 Fax.....952-903-5781
 Media Studios.....952-903-5782
 Diana Hedges, Director.....952-903-5783
 dhedges@ci.edina.mn.us
 Phil Johnson, Media Manager.....952-903-5782
 Naomi Johnson.....Bookkeeper
 Anne Spooner, Program & Gallery Coordinator
 Sandra Shaughnessy.... Pottery Studio Manager
 Adama Sow.....Facilities Manager
 Marlyn Anderson.....Expert Extraordinaire
 Lenore Jonas, Judy Grimes, Lauren Schauer.....
 Administrative Assistants
 Claire Schwanebeck, Exec. Sec. to the Director
 Don Clay, Nicole Mills-Novoa.....Media
 Monica Sullivan.....Workshop Coordinator
 Priscilla Hill.....Editor
 Kathleen Sovell.....Publicity Coordinator
 Gene Andersen.....Gift Shop Coordinator
 and many other wonderful volunteers!

Board of Directors

Hafed Bouassida	Thomas Raeuchle
Steven Carlson	John Swon
Maria DePesa, <i>Student</i>	Renée Usem
Dana Lappin	Ruth Valgema
Barbara La Valleur	Jini Washburn
William McCabe IV	Thea Zerbe, <i>Student</i>
Colin Nelson	

Register On-line at www.EdinaArtCenter.com

Edina Art Center
 4701 W 64th Street
 Edina, MN 55435
 952-903-5780
 Fax: 952-903-5781
 Media Arts: 952-903-5782

Art Center Members who live in Edina receive a \$5 discount for one class per session.

Class#	Title
Inst. _____	
Day	Starting Date
Time	# weeks

Name _____

Address _____ City _____

Zip _____ Phone H _____ W _____

Please read registration policy. Attach information regarding any disability, allergy, or special need.

Adult Under 18: Age _____ Grade _____ Birthdate _____

Cash Check Charge Member Non-member

Visa MC Discover Sign _____

_____ Exp. Date _____

\$ _____ Tuition +\$ _____ FEES +\$ _____ (donation optional) -\$ _____ residency benefit

+ New Membership _____ Office: _____

Date _____ Session _____ by _____ Supply List Sent

TOTAL RECEIVED \$ _____
 email _____

I Understand that some of the information provided on this form will be public data. Public data is available to anyone who makes a request for such information. My credit card number is not considered public data.

Edina Art Center
4701 West 64th Street
Edina, MN 55435

Prsrt Std
U.S. POSTAGE
P A I D
PERMIT
3 0 3
MINNEAPOLIS, MN

Edina Art Center

office 952-903-5780

email ArtCenter@ci.edina.mn.us

fax 952-903-5781

Monday-Thursday..... 9 am - 8 pm

Friday..... 9 am - 3:30 pm

Saturday..... 9 am - 1 pm

Media Studio 952-903-5782

Tuesday-Thursday..... Noon - 8 pm

Friday..... 10 am - 3 pm

Saturday..... 9 am - 1 pm

Summer Hours begin June 14:

Monday-Thursday..... Noon - 8pm

EdinaArtCenter.com

Edina is very fortunate to have a facility like the Art Center. The classes, the staff and facility are all here to serve our community. Every fall the Edina Art Center hosts a Juried Art Show. If you are not aware of it, you will be. It attracts hundreds of artists from around the state. We are already in the process of planning the event. If you are an artist, assemble your work. If you are an art connoisseur, mark your calendar. Don't worry, we will remind you.

As you go on with your day, take a moment and think about how art touches your life. Then think about the Edina Art Center and stop by for a visit. We have a gallery full of art year around. See how our collection can inspire you!

Renée Usem

2011 Juried Show Chair and EAC Board Member



Photo by Karen Knutson

Computer Age by Karen Knutson